

# Solvita as a Test of N Mineralization and an Indicator of N Response in Minnesota Soils

Xinyi Tu\*, Deborah Allan, Carl Rosen, and Daniel Kaiser

Department of Soil, Water and Climate, University of Minnesota, Saint Paul, MN



UNIVERSITY OF MINNESOTA  
Driven to Discover™



Department of  
Soil, Water,  
and Climate

CELEBRATING 100 YEARS

## Background

Extractable and mineralizable nitrogen (N) both contribute to the N pool that can be accessed for plant uptake. Thus, accurate estimation of soil potentially mineralizable N (PMN) is desired to help predict optimum N fertilizer rate recommendations for farmers. Traditional laboratory incubations are recognized as the standard for predicting PMN, but they are labor intensive, expensive, and cannot supply in-season recommendations due to long incubation times. A new test from Solvita that determines the burst of soil respiration after rewetting dry soil is a relatively simple and low cost tool being marketed as an easy way to estimate soil N response (Haney et al, 2008; Haney and Haney, 2010). Previous studies have shown high correlations between soil respiration rate from this 24-hour test and the estimated mineralizable N pool from incubation experiments, but this method has not been tested for Minnesota soils and conditions.

### Project Objectives:

- 1) Compare the Solvita test with standard laboratory aerobic incubation techniques
- 2) Determine whether the Solvita test is a better measure of soil N supply than soil OM level
- 3) Use existing corn N response studies in Minnesota to determine whether fertilizer N recommendations can be improved based on the Solvita test.

## Methods

### First year study (2013-14)

- Samples were collected from control plots for 7 corn N response trials in central and southern Minnesota.
- Determined Solvita CO<sub>2</sub>-burst concentration, soil organic matter content (LOI) and KCl extractable NH<sub>4</sub><sup>+</sup> and NO<sub>3</sub><sup>-</sup> for 80 samples at 2 depths (0-15 and 15-30 cm, n=160).
- Stanford and Smith (1972) aerobic incubation test of Potentially Mineralizable N (PMN) for 20 samples at 2 depths.
- Economically optimum N rate (EONR) values were calculated for 60 samples.

### Second year study (2014-15)

- In May 2014, a total of 144 samples were collected from 36 sites with corn N response trials in Minnesota at 2 depths (0-15 cm, 15-30 cm, n=288).
- To test repeatability, duplicate tests of the Solvita CO<sub>2</sub>-Burst kit for 70 samples have been completed so far (n=140).
- Additional tests to be run include aerobic incubations to determine PMN and potentially mineralizable C, and water extractable C and N.

### Illustration of Solvita test



Fig. 1. General procedure of Solvita CO<sub>2</sub>-Burst test. <http://solvita.com/soil>

## Acknowledgments and References

The authors would like to acknowledge: funding from the **Minnesota Agricultural Fertilizer Research and Education Council**, John Lamb for access to field trials, sample collection assistance from the Soil, Water, and Climate (SWC) field crew, help with statistical analysis from Karina Fabrizio, and sample access from and helpful discussions with members of the SWC Nutrient Management Team.  
**References Cited:** Haney et al., 2008. *Comm Soil Sci & Plant Anal* 39:2706; Haney and Haney, 2010. *Comm Soil Sci & Plant Anal* 41:1493; Stanford and Smith, 1972. *SSSAJ* 36:465.

## Results

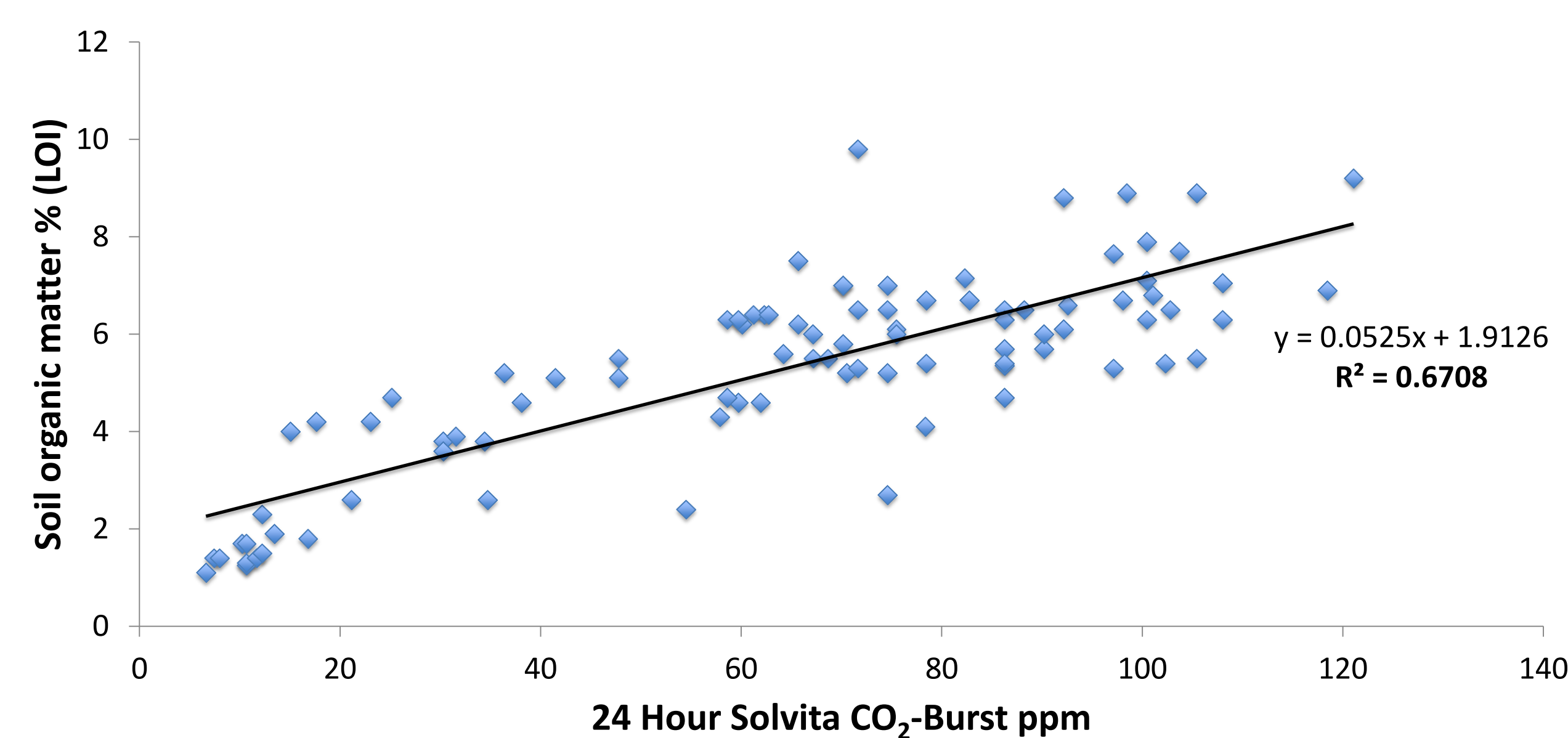


Fig. 2. 24 Hour Solvita CO<sub>2</sub>-Burst (ppm) vs Soil Organic Matter (LOI) for the 0-15 cm depth, n=90

- Solvita and SOM results are highly correlated ( $p < 0.001$ )

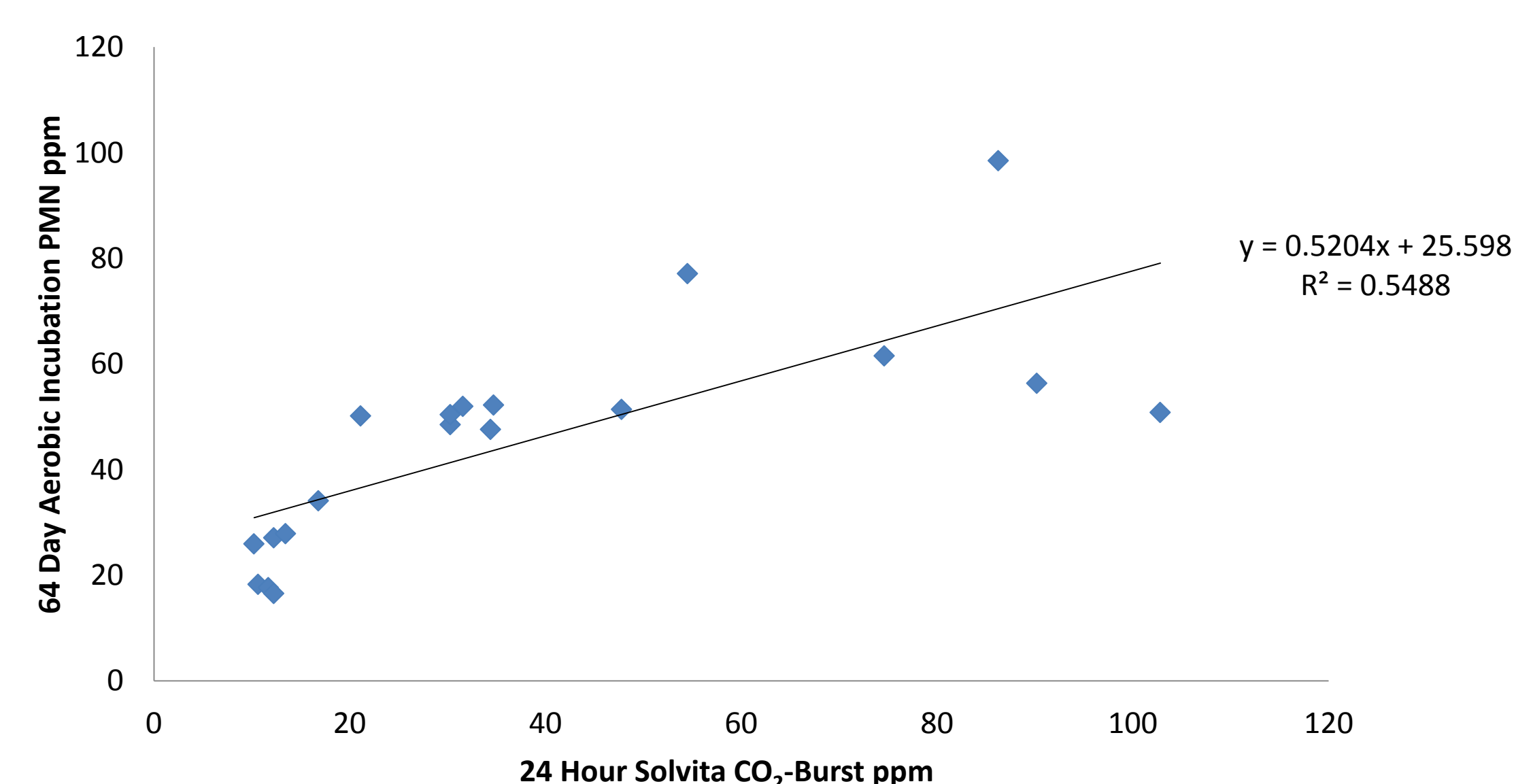


Fig. 3. PMN results from 64-Day Aerobic Incubation (ppm) vs Solvita CO<sub>2</sub>-Burst (ppm) for the 0- 15 cm soil samples

- Solvita and PMN results are significantly correlated ( $p < 0.01$ ) but more data are needed since sample number is small (n=20).

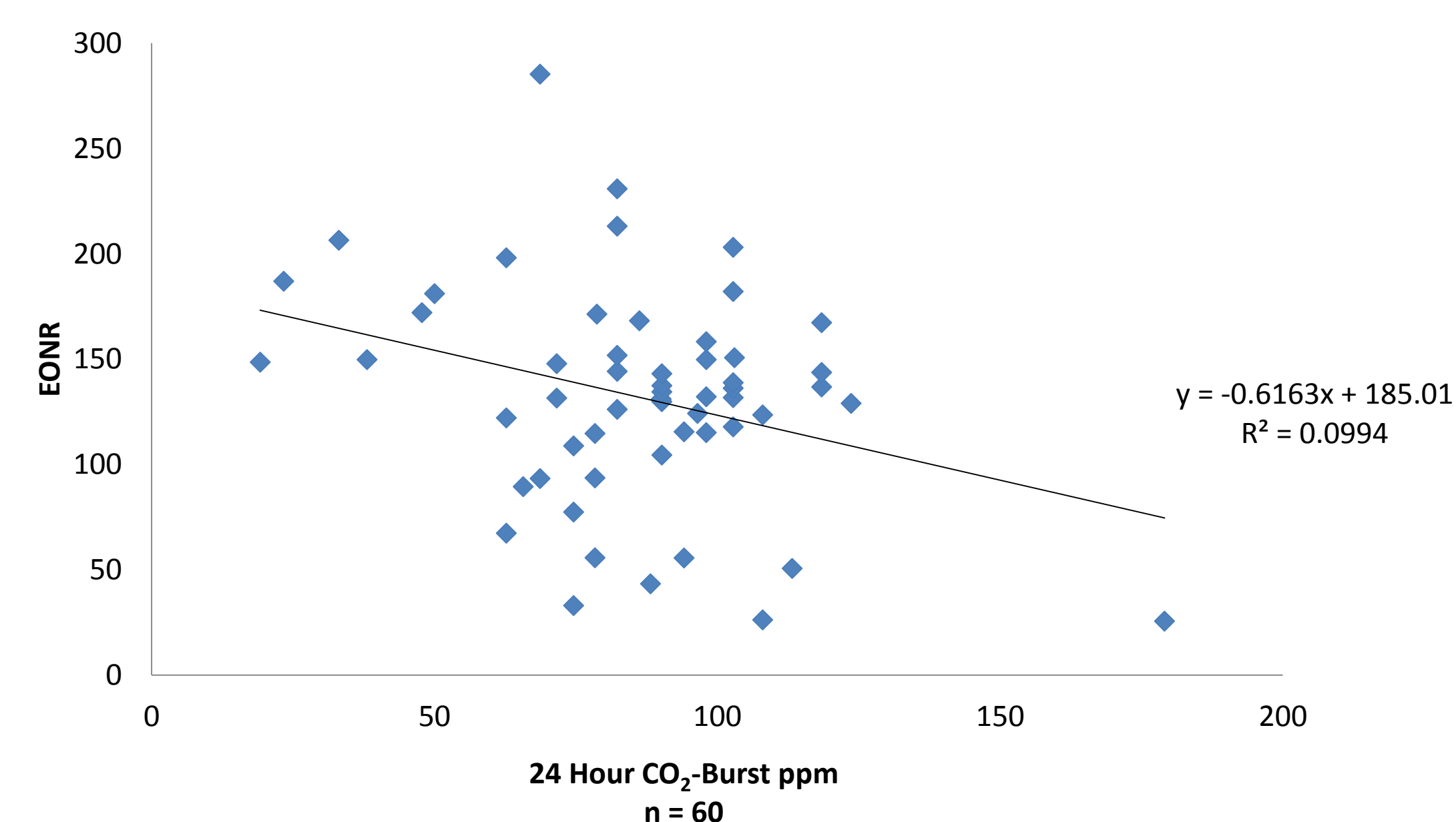


Fig. 4. Correlation between 24 hour Solvita CO<sub>2</sub>-Burst (ppm) and economically optimum N rate (EONR).

- If Solvita is a good indicator of mineralizable N, it should be related to optimum N rate. For 60 sample points where EONR was calculated, we found a poor relationship between the two.

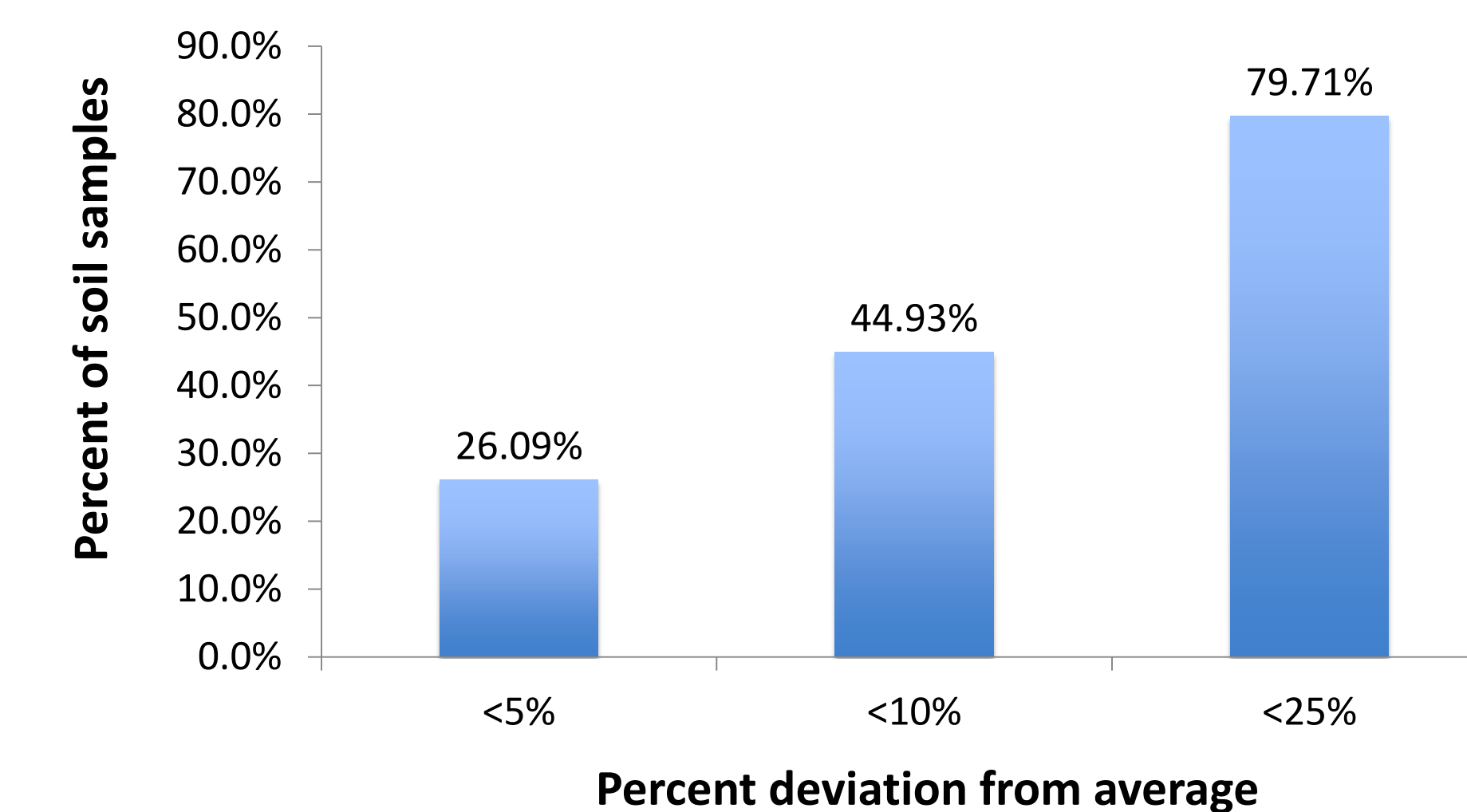


Fig. 5. Repeatability Test. The percentage deviation from average of two samples is calculated by using the equation  $\frac{|x_1 - \bar{x}| + |x_2 - \bar{x}|}{\bar{x}}$ .

Only 26 % of the duplicate samples are within 5% deviation from the mean even when tested by the same operator in exactly the same manner and under constant temperature and moisture conditions, and only 45% of the samples are within 10% deviation.

**Correlation (r values) among soil measurements** for 2013 and 2014 soil samples at 0-15, 15-30 and 0-30 cm soil depths. Levels of statistical significance are indicated as  $p < 0.05$  (\*),  $p < 0.01$  (\*\*) and  $p < 0.001$  (\*\*\*)

Soil sample depth	CO <sub>2</sub> vs SOM	CO <sub>2</sub> vs Extr N	CO <sub>2</sub> vs PMN	CO <sub>2</sub> vs EONR
0 - 15 cm	0.820 *** (n=20) 2013 (n=70) 2014	0.505 * (n=20) 2013	0.737 ** (n=20) 2013	-0.211 (n=60) 2013
15 - 30 cm	0.692 *** (n=20) 2013 (n=70) 2014	0.128 (n=20) 2013		-0.112 (n=60) 2013
0 - 30 cm	0.809 *** (n=20) 2013 (n=70) 2014	0.381 (n=20) 2013		

The Solvita CO<sub>2</sub>-burst results were well correlated to organic matter content at both depths ( $p < 0.001$ ). There was also a significant relationship between CO<sub>2</sub> and KCl-extractable N for the 0-6 inch depth ( $p < 0.04$ ).

## Conclusions

- The 24 Hour Solvita CO<sub>2</sub>-burst test correlates well with organic matter content especially in the surface (0-15 cm) layer.
- The correlation was less strong, though significant, between the Solvita test and PMN determined by a 64 day aerobic incubation. Additional samples are being tested for PMN.
- The relationship between the Solvita test values and EONR was not significant.
- Repeatability and precision of the Solvita test is a concern because 20% of the duplicate samples deviated more than 25%.

**Overall, the Solvita CO<sub>2</sub> burst test is correlated with SOM and PMN, but it is not clear whether Solvita results are any better than SOM as a predictor of mineralizable N. Further testing of more samples and methods will provide additional information.**